

DESTINATION LANTERNS



VALUE SERIES




- Surface mount or Flush mount
- Non-illuminated surface mount character
- Black character, 2.5" height
- Stainless Steel #4, #8
- PVD Brass #4, #8

VALUE+ SERIES




- Surface mount or Flush mount
- Red, green or white illuminated character, 2.5" height
- Stainless Steel #4, #8
- PVD Brass #4, #8

STANDARD SERIES



- Flush mount or projected
- Choice of color backer
- Stainless Steel #4, #8
- PVD Brass #4, #8
- Ⓐ Glass material, black non-illuminated character, 2.5" height
- Ⓑ Acrylic material with stainless steel, non-illuminated character

STANDARD+ SERIES




- Flush mount or projected
- Red, green, blue or white illuminated character, 2.5" height
- Stainless Steel #4, #8
- PVD Brass #4, #8
- Ⓐ Glass material
- Ⓑ Acrylic material with stainless steel

CONCEPTUAL DESIGN

If you can envision it, we can build it. Our group of engineers and designers are always looking for a new challenge. Making a custom design and materializing the idea is what makes us who we are.

Our custom designed lanterns will complement the building design while providing high aesthetic value and durable performance.

Contact our Sales team today to get your project started.



COMPARISON CHART

	Features	Value	Value +	Standard	Standard +	Concept
Finishes	Stainless	✓	✓	✓	✓	✓
	Brass	✓	✓	✓	✓	✓
	Acrylic			✓	✓	✓
	Glass			✓	✓	✓
Options	Illumination		✓		✓	✓
	LED Color Change				✓	✓
	Arrival Chime		✓		✓	✓
	Custom Font					✓
	Custom Shape					✓

This publication is for general informational purposes only. Product design and specifications are subject to change without notice. Actual product colors and finishes may vary.

Copyright © 2018 MAD Elevator Inc.



www.madelevator.com



customerservice@madelevator.com